

IFU for AccuCuff™ Cuff Pressure Indicator

Cuff Pressure Indicator, with Luer Lock, Blue, Tracheal

DESCRIPTION

Product Code: ACC0100B

Product Colour: Blue

1. AccuCuff is used for indicating the cuff pressure of all Endotracheal or Tracheostomy Tubes used on adult patients that are ventilated or spontaneously breathing and that require an inflation pressure of between 20-29cmH₂O.
2. A is the inflation gate which connects with a syringe or other inflation devices.
B is the luer locking connector which connects to the Endotracheal or Tracheostomy Tube via the inflation pilot balloon on the inflation line.
 - During inflation of the cuff, the piston within the AccuCuff will start moving towards the green zone, the base of the piston is black in colour allowing the position to be seen.
 - The green zone indicates the safe inflation pressures. When the black line of the piston is within the green zone the correct safe sealing pressure can be achieved.
 - If the pressure increases, the black line will move beyond the green zone towards the red line indicating that the cuff is over inflated.
 - When the device is fully deflated, the black line will be below the white line indicating negative pressure and that the cuff is fully deflated. The Endotracheal Tube or Tracheostomy Tube can be safely removed.

FIG 1: Correct Pressure

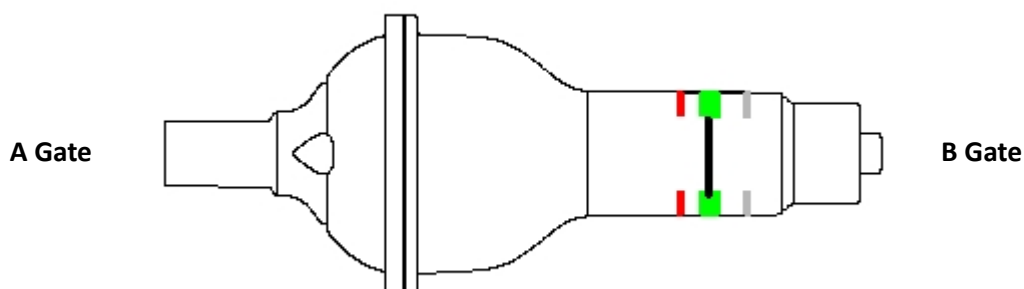


FIG 2: Negative Pressure

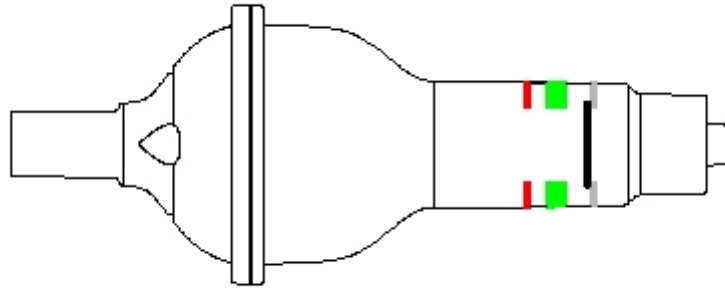
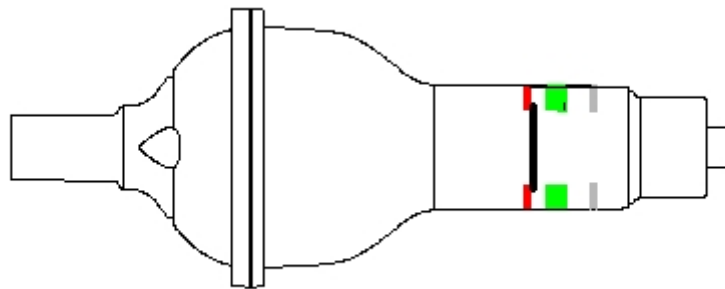


FIG 3: Over Inflated



WARNING/PRECAUTIONS

3. Sterile product. Sterilised by Ethylene Oxide
4. Single Use Only. Do not use it if package is damaged, opened or is not within shelf life date.
5. Safely dispose of product after use

DIRECTION FOR USE

1. Only to be use by qualified clinical staff
2. Only to be used for connection to Endotracheal or Tracheostomy Tubes
3. Do not use with any Laryngeal Airway Devices
4. Do not use if the packaging has been opened or damaged
5. Ensure that all connections are connected to the syringe or Airway Device by a push and twist action to ensure a secure leak tight seal

6. Inflate the cuff of the airway device until a seal has been achieved and the black piston line is within the green zone
7. Do not over inflate to achieve the Tracheal cuff seal
8. Ensure the cuff is fully deflated before attempting to remove the airway device
9. Single Use device - do not reuse or reprocess

STORAGE CONDITIONS

stored in the relative humidity of not more than 80%, no corrosive gas and in a clean and ventilated environment

MEANING OF SYMBOLS ON PACKAGE



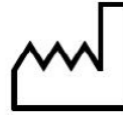
Do not re-use



Manufacturer



Use-by date



Date of manufacture



Batch code



Authorised
representative in the
European Community



Sterilized by ethylene
oxide



Keep away from
sunlight



Do not use if package
is damaged



Keep dry



Consult instructions
for use



TIANJIN MEDIS MEDICAL DEVICE CO. LTD.

Add: 10-A Tianzhi Industrial Center, No.12 HongYuan Road, Xiqing
Economic Development Area, 300385 Tianjin City, PEOPLE'S REPUBLIC
OF CHINA

No.37 Min He Road,Xiqing Economic,Development Area,300385
Tianjin, PEOPLE'S REPUBLIC OF CHINA

Tel: +86-22-83988488

Fax: 022—83988486

www.medis-medical.com



Shanghai International Holding Corp. GmbH (Europe)

Add: Eiffestrasse 80, 20537 Hamburg ,Germany

Tel: +49-40-2513175

Fax:+49-40-255726