

IFU

Endotracheal Tube

DESCRIPTION

The Endotracheal Tube is supplied sterile with a standard 15 mm connector. The tube design incorporates a Magill tip or a Murphy tip and features a radiopaque line to assist in radio graphic visualization. The tube is inserted into a patient’s trachea through the patient’s nose or mouth in order to ensure that the airway is not closed off and that air is able to reach the lungs. The Endotracheal Tube is regarded as the most reliable available method for protecting a patient’s airway.

Model AND SIZE

Note: For the Product Code, ETT represents the main material of airway tube is PVC, ETTS represents the main material of airway tube is Silicone, ETTHE represents the main material of airway tube is High-Elastic PVC.

Product Code	Category	Model code	Model reference	Size(ID)
ETT	Standard Endotracheal Tube	ETT-P10	Standard, Oral/Nasal uncuffed	2.0 2.5 3.0 3.5 4.0 4.5 5.0 5.5 6.0 6.5 7.0 7.5 8.0 8.5 9.0 9.5 10.0
		ETT-PS10	Standard, Oral/Nasal uncuffed and Stylet	2.5 3.0 3.5 4.0 4.5 5.0 5.5 6.0 6.5 7.0 7.5 8.0 8.5 9.0 9.5 10.0
		ETT-MP10	Standard, Magill Tip, Oral/Nasal uncuffed	2.0 2.5 3.0 3.5 4.0 4.5 5.0 5.5 6.0 6.5 7.0 7.5 8.0 8.5 9.0 9.5 10.0
		ETT-MPS10	Standard, Magill Tip, Oral/Nasal uncuffed and stylet	2.5 3.0 3.5 4.0 4.5 5.0 5.5 6.0 6.5 7.0 7.5 8.0 8.5 9.0 9.5 10.0
		ETT-P21	Standard, Oral/Nasal with Cuff	2.5 3.0 3.5 4.0 4.5 5.0 5.5 6.0 6.5 7.0 7.5 8.0 8.5 9.0 9.5 10.0
		ETT-P22	Standard, Oral/Nasal with HVLP Cuff	2.5 3.0 3.5 4.0 4.5 5.0 5.5 6.0 6.5 7.0 7.5 8.0 8.5 9.0 9.5 10.0

		ETT-PS22	Standard, Oral/Nasal with HVLP Cuff and stylet	2.5 6.0 9.5	3.0 6.5 10.0	3.5 7.0	4.0 7.5	4.5 8.0	5.0 8.5	5.5 9.0
		ETT-MP22	Standard, Magill Tip, Oral/Nasal with HVLP Cuff	2.5 6.0 9.5	3.0 6.5 10.0	3.5 7.0	4.0 7.5	4.5 8.0	5.0 8.5	5.5 9.0
		ETT-MPS22	Standard, Magill Tip, Oral/Nasal with HVLP Cuff and Stylet	2.5 6.0 9.5	3.0 6.5 10.0	3.5 7.0	4.0 7.5	4.5 8.0	5.0 8.5	5.5 9.0
		ETT-P31	Standard Endotracheal Tube with AccuCuff™	2.5 6.0 9.5	3.0 6.5 10.0	3.5 7.0	4.0 7.5	4.5 8.0	5.0 8.5	5.5 9.0
		ETT-P32	Standard, Oral/Nasal with AccuCuff™ HVLP cuff	2.5 6.0 9.5	3.0 6.5 10.0	3.5 7.0	4.0 7.5	4.5 8.0	5.0 8.5	5.5 9.0
		ETT-PS32	Standard, Oral/Nasal with AccuCuff™ HVLP cuff and Stylet	2.5 6.0 9.5	3.0 6.5 10.0	3.5 7.0	4.0 7.5	4.5 8.0	5.0 8.5	5.5 9.0
		ETT-MP32	Standard, Magill Tip, Oral/Nasal with AccuCuff™	2.5 6.0 9.5	3.0 6.5 10.0	3.5 7.0	4.0 7.5	4.5 8.0	5.0 8.5	5.5 9.0
		ETT-MPS32	Standard, Magill Tip, Oral/Nasal with AccuCuff™ and Stylet	2.5 6.0 9.5	3.0 6.5 10.0	3.5 7.0	4.0 7.5	4.5 8.0	5.0 8.5	5.5 9.0
		ETT-P41	Standard, Oral/Nasal with Cuff (PU)	2.5 6.0 9.5	3.0 6.5 10.0	3.5 7.0	4.0 7.5	4.5 8.0	5.0 8.5	5.5 9.0
		ETT-P42	Standard, Oral/Nasal with HVLP Cuff (PU)	2.5 6.0 9.5	3.0 6.5 10.0	3.5 7.0	4.0 7.5	4.5 8.0	5.0 8.5	5.5 9.0
		ETT-PS42	Standard, Oral/Nasal with HVLP Cuff (PU) and Stylet	2.5 6.0 9.5	3.0 6.5 10.0	3.5 7.0	4.0 7.5	4.5 8.0	5.0 8.5	5.5 9.0

		ETT-MP42	Standard, Magill Tip, Oral/Nasal with HVLP Cuff (PU)	2.5 6.0 9.5	3.0 6.5 10.0	3.5 7.0	4.0 7.5	4.5 8.0	5.0 8.5	5.5 9.0	
		ETT-MPS42	Standard, Magill Tip, Oral/Nasal with HVLP Cuff (PU) and Stylet	2.5 6.0 9.5	3.0 6.5 10.0	3.5 7.0	4.0 7.5	4.5 8.0	5.0 8.5	5.5 9.0	
		ETT-P51	Standard Endotracheal Tube with AccuCuff™(PU)	2.5 6.0 9.5	3.0 6.5 10.0	3.5 7.0	4.0 7.5	4.5 8.0	5.0 8.5	5.5 9.0	
		ETT-P52	Standard, Oral/Nasal with AccuCuff™ HVLP cuff (PU)	2.5 6.0 9.5	3.0 6.5 10.0	3.5 7.0	4.0 7.5	4.5 8.0	5.0 8.5	5.5 9.0	
		ETT-PS52	Standard, Oral/Nasal with AccuCuff™ HVLP cuff (PU) and Stylet	2.5 6.0 9.5	3.0 6.5 10.0	3.5 7.0	4.0 7.5	4.5 8.0	5.0 8.5	5.5 9.0	
		ETT-MP52	Standard, Magill Tip, Oral/Nasal with AccuCuff™ HVLP cuff (PU)	2.5 6.0 9.5	3.0 6.5 10.0	3.5 7.0	4.0 7.5	4.5 8.0	5.0 8.5	5.5 9.0	
		ETT-MPS52	Standard, Magill Tip, Oral/Nasal with AccuCuff™ HVLP cuff (PU) and Stylet	2.5 6.0 9.5	3.0 6.5 10.0	3.5 7.0	4.0 7.5	4.5 8.0	5.0 8.5	5.5 9.0	
		Endotracheal Tube Oral Preformed	ETT-K10	Preformed, South Facing, Oral uncuffed	3.0 6.5 10.0	3.5 7.0	4.0 7.5	4.5 8.0	5.0 8.5	5.5 9.0	6.0 9.5
			ETT-K21	Preformed, South Facing, Oral with cuff	3.0 6.5 10.0	3.5 7.0	4.0 7.5	4.5 8.0	5.0 8.5	5.5 9.0	6.0 9.5
			ETT-K22	Preformed, South Facing, Oral with HVLP Cuff	3.0 6.5 10.0	3.5 7.0	4.0 7.5	4.5 8.0	5.0 8.5	5.5 9.0	6.0 9.5
ETT-K31	Preformed, South Facing, Oral with AccuCuff™		3.0 6.5 10.0	3.5 7.0	4.0 7.5	4.5 8.0	5.0 8.5	5.5 9.0	6.0 9.5		

		ETT-K32	Preformed, South Facing, Oral with AccuCuff™ HVLP cuff	3.0	3.5	4.0	4.5	5.0	5.5	6.0	6.5	7.0	7.5	8.0	8.5	9.0	9.5	10.0
		ETT-K41	Preformed, South Facing, Oral with cuff (PU)	3.0	3.5	4.0	4.5	5.0	5.5	6.0	6.5	7.0	7.5	8.0	8.5	9.0	9.5	10.0
		ETT-K42	Preformed, South Facing, Oral with HVLP Cuff (PU)	3.0	3.5	4.0	4.5	5.0	5.5	6.0	6.5	7.0	7.5	8.0	8.5	9.0	9.5	10.0
		ETT-K51	Preformed, South Facing, Oral with AccuCuff™(PU)	3.0	3.5	4.0	4.5	5.0	5.5	6.0	6.5	7.0	7.5	8.0	8.5	9.0	9.5	10.0
		ETT-K52	Preformed, South Facing, Oral with AccuCuff™ HVLP cuff (PU)	3.0	3.5	4.0	4.5	5.0	5.5	6.0	6.5	7.0	7.5	8.0	8.5	9.0	9.5	10.0
	Endotracheal Tube Nasal Preformed	ETT-B10	Preformed, North Facing, Nasal uncuffed	3.0	3.5	4.0	4.5	5.0	5.5	6.0	6.5	7.0	7.5	8.0	8.5	9.0	9.5	10.0
		ETT-B21	Preformed, North Facing, Nasal with cuff	3.0	3.5	4.0	4.5	5.0	5.5	6.0	6.5	7.0	7.5	8.0	8.5	9.0	9.5	10.0
		ETT-B22	Preformed, North Facing, Nasal with HVLP Cuff	3.0	3.5	4.0	4.5	5.0	5.5	6.0	6.5	7.0	7.5	8.0	8.5	9.0	9.5	10.0
		ETT-B31	Preformed, North Facing, Nasal with AccuCuff™	3.0	3.5	4.0	4.5	5.0	5.5	6.0	6.5	7.0	7.5	8.0	8.5	9.0	9.5	10.0
		ETT-B32	Preformed, North Facing, Nasal with AccuCuff™ HVLP cuff	3.0	3.5	4.0	4.5	5.0	5.5	6.0	6.5	7.0	7.5	8.0	8.5	9.0	9.5	10.0
		ETT-B41	Preformed, North Facing, Nasal with cuff (PU)	3.0	3.5	4.0	4.5	5.0	5.5	6.0	6.5	7.0	7.5	8.0	8.5	9.0	9.5	10.0

		ETT-B42	Preformed, North Facing, Nasal with HVLP Cuff (PU)	3.0 6.5 10.0	3.5 7.0	4.0 7.5	4.5 8.0	5.0 8.5	5.5 9.0	6.0 9.5
		ETT-B51	Preformed, North Facing, Nasal with AccuCuff™(PU)	3.0 6.5 10.0	3.5 7.0	4.0 7.5	4.5 8.0	5.0 8.5	5.5 9.0	6.0 9.5
		ETT-B52	Preformed, North Facing, Nasal with AccuCuff™ HVLP cuff (PU)	3.0 6.5 10.0	3.5 7.0	4.0 7.5	4.5 8.0	5.0 8.5	5.5 9.0	6.0 9.5
	Endotracheal Tube Reinforced	ETT-J10	Reinforced, Oral/Nasal uncuffed	2.0 5.5 9.0	2.5 6.0 9.5	3.0 6.5 10.0	3.5 7.0	4.0 7.5	4.5 8.0	5.0 8.5
		ETT-JS10	Reinforced, Oral/Nasal uncuffed and Stylet	2.5 6.0 9.5	3.0 6.5 10.0	3.5 7.0	4.0 7.5	4.5 8.0	5.0 8.5	5.5 9.0
		ETT-MJ10	Reinforced, Magill Tip, Oral/Nasal uncuffed	2.0 5.5 9.0	2.5 6.0 9.5	3.0 6.5 10.0	3.5 7.0	4.0 7.5	4.5 8.0	5.0 8.5
		ETT-MJS10	Reinforced, Magill Tip, Oral/Nasal uncuffed and Stylet	2.5 6.0 9.5	3.0 6.5 10.0	3.5 7.0	4.0 7.5	4.5 8.0	5.0 8.5	5.5 9.0
		ETT-J21	Reinforced, Oral/Nasal with cuff	2.5 6.0 9.5	3.0 6.5 10.0	3.5 7.0	4.0 7.5	4.5 8.0	5.0 8.5	5.5 9.0
		ETT-J22	Reinforced, Oral/Nasal with HVLP Cuff	2.5 6.0 9.5	3.0 6.5 10.0	3.5 7.0	4.0 7.5	4.5 8.0	5.0 8.5	5.5 9.0
		ETT-JS22	Reinforced, Murphy Tip, Oral/Nasal with HVLP Cuff and Stylet	2.5 6.0 9.5	3.0 6.5 10.0	3.5 7.0	4.0 7.5	4.5 8.0	5.0 8.5	5.5 9.0
ETT-MJ22	Reinforced, Magill Tip, Oral/Nasal with HVLP Cuff	2.5 6.5 10.0	3.0 7.0	3.5 7.5	4.0 8.0	4.5 8.5	5.0 9.0	5.5 9.5	6.0	

		ETT-MJS22	Reinforced, Magill Tip, Oral/Nasal with HVLP Cuff and Stylet	2.5 6.0 9.5	3.0 6.5 10.0	3.5 7.0	4.0 7.5	4.5 8.0	5.0 8.5	5.5 9.0
		ETT-J31	Reinforced, Oral/Nasal with AccuCuff™	2.5 6.0 9.5	3.0 6.5 10.0	3.5 7.0	4.0 7.5	4.5 8.0	5.0 8.5	5.5 9.0
		ETT-J32	Reinforced, Oral/Nasal with AccuCuff™ HVLP cuff	2.5 6.0 9.5	3.0 6.5 10.0	3.5 7.0	4.0 7.5	4.5 8.0	5.0 8.5	5.5 9.0
		ETT-JS32	Reinforced, Murphy Tip, Oral/Nasal with AccuCuff™ and Stylet	2.5 6.0 9.5	3.0 6.5 10.0	3.5 7.0	4.0 7.5	4.5 8.0	5.0 8.5	5.5 9.0
		ETT-MJ32	Reinforced, Magill Tip, Oral/Nasal with AccuCuff™	2.5 6.0 9.5	3.0 6.5 10.0	3.5 7.0	4.0 7.5	4.5 8.0	5.0 8.5	5.5 9.0
		ETT-MJS32	Reinforced, Magill Tip, Oral/Nasal with AccuCuff™ and Stylet	2.5 6.0 9.5	3.0 6.5 10.0	3.5 7.0	4.0 7.5	4.5 8.0	5.0 8.5	5.5 9.0
		ETT-J41	Reinforced, Oral/Nasal with cuff (PU)	2.5 6.0 9.5	3.0 6.5 10.0	3.5 7.0	4.0 7.5	4.5 8.0	5.0 8.5	5.5 9.0
		ETT-J42	Reinforced, Oral/Nasal with HVLP Cuff (PU)	2.5 6.0 9.5	3.0 6.5 10.0	3.5 7.0	4.0 7.5	4.5 8.0	5.0 8.5	5.5 9.0
		ETT-JS42	Reinforced, Oral/Nasal with HVLP Cuff (PU) and Stylet	2.5 6.0 9.5	3.0 6.5 10.0	3.5 7.0	4.0 7.5	4.5 8.0	5.0 8.5	5.5 9.0
		ETT-MJ42	Reinforced, Magill Tip, Oral/Nasal with HVLP Cuff (PU)	2.5 6.0 9.5	3.0 6.5 10.0	3.5 7.0	4.0 7.5	4.5 8.0	5.0 8.5	5.5 9.0
		ETT-MJS42	Reinforced, Magill Tip, Oral/Nasal with HVLP Cuff (PU) and Stylet	2.5 6.0 9.5	3.0 6.5 10.0	3.5 7.0	4.0 7.5	4.5 8.0	5.0 8.5	5.5 9.0

		ETT-J51	Reinforced, Oral/Nasal with AccuCuff™(PU)	2.5 6.0 9.5	3.0 6.5 10.0	3.5 7.0	4.0 7.5	4.5 8.0	5.0 8.5	5.5 9.0
		ETT-J52	Reinforced, Oral/Nasal with AccuCuff™ HVLP cuff (PU)	2.5 6.0 9.5	3.0 6.5 10.0	3.5 7.0	4.0 7.5	4.5 8.0	5.0 8.5	5.5 9.0
		ETT-JS52	Reinforced, Oral/Nasal with AccuCuff™ HVLP cuff (PU) and Stylet	2.5 6.0 9.5	3.0 6.5 10.0	3.5 7.0	4.0 7.5	4.5 8.0	5.0 8.5	5.5 9.0
		ETT-MJ52	Reinforced, Magill Tip, Oral/Nasal with AccuCuff™ HVLP cuff (PU)	2.5 6.0 9.5	3.0 6.5 10.0	3.5 7.0	4.0 7.5	4.5 8.0	5.0 8.5	5.5 9.0
		ETT-MJS52	Reinforced, Magill Tip, Oral/Nasal with AccuCuff™ HVLP cuff (PU) and Stylet	2.5 6.0 9.5	3.0 6.5 10.0	3.5 7.0	4.0 7.5	4.5 8.0	5.0 8.5	5.5 9.0
	VPR Tube	ETT-X22	Ventilatory Pneumonia Reduction Tube Oral with HVLP cuff	6.0	6.5	7.0	7.5	8.0	8.5	9.0
		ETT-X32	Ventilatory Pneumonia Reduction Tube Oral with AccuCuff™ HVLP cuff	6.0	6.5	7.0	7.5	8.0	8.5	9.0
		ETT-X42	Ventilatory Pneumonia Reduction Tube Oral with HVLP cuff(PU)	6.0	6.5	7.0	7.5	8.0	8.5	9.0
		ETT-X52	Ventilatory Pneumonia Reduction Tube Oral with AccuCuff™ HVLP cuff (PU)	6.0	6.5	7.0	7.5	8.0	8.5	9.0
	PAT Tube Standard	60060~60090	Adult, Standard, Oral/Nasal	6.0	6.5	7.0	7.5	8.0	8.5	9.0
	PAT Tube Preformed South Facing Oral	50060~50090	Adult, Preformed, South Facing, Oral	6.0	6.5	7.0	7.5	8.0	8.5	9.0

	PAT Tube Preformed North Facing Nasal	20060~20075	Adult, Preformed, North Facing, Nasal	6.0 6.5 7.0 7.5
	PAT Tube Reinforced	30045~30055	Paediatric, Reinforced, Oral, Uncuffed	4.5 5.0 5.5
		40045~40055	Paediatric, Reinforced, Oral, Cuffed	4.5 5.0 5.5
		10060~10090	Adult, Reinforced, Oral/Nasal	6.0 6.5 7.0 7.5 8.0 8.5 9.0
ETTS	Standard Endotracheal Tube	ETTS-P42	Standard, Silicone tube, Oral/Nasal with HVLP Cuff (PU)	2.5 3.0 3.5 4.0 4.5 5.0 5.5 6.0 6.5 7.0 7.5 8.0 8.5 9.0 9.5 10.0
		ETTS-P52	Standard, Silicone tube, Oral/Nasal with AccuCuff™ HVLP cuff (PU)	2.5 3.0 3.5 4.0 4.5 5.0 5.5 6.0 6.5 7.0 7.5 8.0 8.5 9.0 9.5 10.0
	Endotracheal Tube Oral Preformed	ETTS-K42	Preformed, Silicone tube, South Facing, Oral with HVLP Cuff (PU)	3.0 3.5 4.0 4.5 5.0 5.5 6.0 6.5 7.0 7.5 8.0 8.5 9.0 9.5 10.0
		ETTS-K52	Preformed, Silicone tube, South Facing, Oral with AccuCuff™ HVLP cuff (PU)	3.0 3.5 4.0 4.5 5.0 5.5 6.0 6.5 7.0 7.5 8.0 8.5 9.0 9.5 10.0
	Endotracheal Tube Nasal Preformed	ETTS-B42	Preformed, Silicone tube, North Facing, Nasal with HVLP Cuff (PU)	3.0 3.5 4.0 4.5 5.0 5.5 6.0 6.5 7.0 7.5 8.0 8.5 9.0 9.5 10.0
		ETTS-B52	Preformed, Silicone tube, North Facing, Nasal with AccuCuff™ HVLP cuff (PU)	3.0 3.5 4.0 4.5 5.0 5.5 6.0 6.5 7.0 7.5 8.0 8.5 9.0 9.5 10.0
	Endotracheal Tube Reinforced	ETTS-J42	Reinforced, Silicone tube, Oral/Nasal with HVLP Cuff (PU)	2.5 3.0 3.5 4.0 4.5 5.0 5.5 6.0 6.5 7.0 7.5 8.0 8.5 9.0 9.5 10.0
		ETTS-J52	Reinforced, Silicone tube, Oral/Nasal with AccuCuff™ HVLP cuff (PU)	2.5 3.0 3.5 4.0 4.5 5.0 5.5 6.0 6.5 7.0 7.5 8.0 8.5 9.0 9.5 10.0

	VPR Tube	ETTS-X42	Ventilatory Pneumonia Reduction Silicone Tube Oral with HVLP cuff(PU)	6.0	6.5	7.0	7.5	8.0	8.5	9.0
		ETTS-X52	Ventilatory Pneumonia Reduction Silicone Tube Oral with AccuCuff™ HVLP cuff (PU)	6.0	6.5	7.0	7.5	8.0	8.5	9.0
ETTHE	Standard Endotracheal Tube	ETTHE-P10	Standard, High Elastic PVC tube, Oral/Nasal uncuffed	2.0	2.5	3.0	3.5	4.0	4.5	5.0
		ETTHE-P22	Standard, High Elastic PVC tube, Oral/Nasal with HVLP Cuff	5.5	6.0	6.5	7.0	7.5	8.0	8.5
		ETTHE-P32	Standard, High Elastic PVC tube, Oral/Nasal with AccuCuff™ HVLP cuff	9.0	9.5	10.0				
	Endotracheal Tube Oral Preformed	ETTHE-K10	Preformed, High Elastic PVC tube, South Facing, Oral uncuffed	2.5	3.0	3.5	4.0	4.5	5.0	5.5
		ETTHE-K22	Preformed, High Elastic PVC tube, South Facing, Oral with HVLP Cuff	6.0	6.5	7.0	7.5	8.0	8.5	9.0
		ETTHE-K32	Preformed, High Elastic PVC tube, South Facing, Oral with AccuCuff™ HVLP cuff	9.5	10.0					
	Endotracheal Tube Nasal Preformed	ETTHE-B10	Preformed, High Elastic PVC tube, North Facing, Nasal uncuffed	3.0	3.5	4.0	4.5	5.0	5.5	6.0
		ETTHE-B22	Preformed, High Elastic PVC tube, North Facing, Nasal with HVLP Cuff	6.5	7.0	7.5	8.0	8.5	9.0	9.5
		ETTHE-B32	Preformed, High Elastic PVC tube, North Facing, Nasal with AccuCuff™ HVLP cuff	10.0						

Endotracheal Tube Reinforced	ETTHE-J10	Reinforced, High Elastic PVC tube, Oral/Nasal uncuffed	2.0 2.5 3.0 3.5 4.0 4.5 5.0 5.5 6.0 6.5 7.0 7.5 8.0 8.5 9.0 9.5 10.0
	ETTHE-J22	Reinforced, High Elastic PVC tube, Oral/Nasal with HVLP Cuff	2.5 3.0 3.5 4.0 4.5 5.0 5.5 6.0 6.5 7.0 7.5 8.0 8.5 9.0 9.5 10.0
	ETTHE-J32	Reinforced, High Elastic PVC tube, Oral/Nasal with AccuCuff™ HVLP cuff	2.5 3.0 3.5 4.0 4.5 5.0 5.5 6.0 6.5 7.0 7.5 8.0 8.5 9.0 9.5 10.0
VPR Tube	ETTHE-X22	Ventilatory Pneumonia Reduction High Elastic PVC Tube Oral with HVLP cuff	6.0 6.5 7.0 7.5 8.0 8.5 9.0
	ETTHE-X32	Ventilatory Pneumonia Reduction High Elastic PVC Tube Oral with AccuCuff™ HVLP cuff	6.0 6.5 7.0 7.5 8.0 8.5 9.0

INTENDED USE

It is used to establish artificial airway in clinical anesthesia or first aid.

PATIENT POPULATIONS

Neonates, children, adolescents and adults.

INTENDED USERS

Medical professionals such as doctors and clinical nurses.

INDICATIONS

- a. All kinds of general anesthesia surgery;
- b. Prevention and treatment of aspiration or airway obstruction, such as increased intra-abdominal pressure, frequent vomiting, neck tumors, airway compression, extreme obesity, etc;
- c. Respiratory insufficiency, who needs to be put on artificial ventilator;
- d. Cardiac arrest, advanced life support.

CONTRAINDICATIONS

- a. Do not use the product if the patient is allergic to the materials (PVC, polyurethane);
- b. Patients who are suffering from the serious throat oedema/inflammation, hemorrhage or neck vertebra trauma are not recommended to use Endotracheal Tube;
- c. Patients with hemorrhagic blood diseases (such as hemophilia, thrombocytopenic purpura, etc.) and aortic aneurysm compression trachea should be used with caution;
- d. Patients with skull base fracture, nasal bone fracture, nasal polyp, nasopharyngeal hemangioma, or history of repeated nasal bleeding should not be treated with Endotracheal Tube Nasal Preformed.
- e. Do not use the Reinforced Endotracheal tube during MRI scan.
- f. It is forbidden to use this product in laser surgery.

COMBINATIONS

Devices used in operation, such as syringe, laryngoscope, Stylet, bite block, gloves, lubricating agent.

Devices used during ventilating: a ventilator (to provide oxygen to the patient and detect various parameters of the breathing process), and a disposable sputum suction tube (to suck sputum to the patient to prevent blockage of the Endotracheal Tube).

WARNING/PRECAUTIONS

- a. Sterile product. Sterilized by Ethylene Oxide.
- b. Single Use Only, and do not re-sterilize.
- c. After use, the product should be completely scrapped and put into the disposable product waste designated by the hospital for disposal device in accordance with local laws and regulations.
- d. The Disposable Endotracheal Tube (VPR Tube) is suitable for adults. Clinicians should choose the appropriate sizes of the Endotracheal tube according to the patient's age, gender and other specific conditions.
- e. It is suitable for adult and pediatric patients. Clinicians should select appropriate sizes of the Endotracheal Tube according to the patient's age, gender and other specific conditions.
- f. When inflating and deflating the Endotracheal Tube (PAT Tube), attention should be paid to distinguish the throat filled cuff pressure indicator (green) and the cuff pressure indicator.
- g. If you have any adverse reactions such as allergies, please contact the doctor in time.

- h. The indwelling time of the human body through oral intubation should not exceed 72 hours, and the indwelling time of human body through nasal intubation should not exceed 7 days. For cuffed products, monitor the cuff pressure every 1 hour.
- i. This product can only be operated by professionally trained doctors and clinical nurses, and the instructions should be read carefully before use.
- j. It is used by physicians in respiratory department, anesthesiology department, emergency department and intensive care unit (ICU) in medical institutions to establish artificial airway.
- k. Use appropriate deep anesthesia and bite block to prevent occlusions that may result in ventilation failure or Endotracheal Tube broken, which may led to the injure of airway mucous membrane damage or airway blockage.
- l. Non-routine deflating or adjusting the air bag pressure can be carried out according to the condition to prevent the air bag from pressing the Endotracheal wall for a long time and causing mucous membrane injury.
- m. It is recommended to use the pediatric sizes with a Stylet.
- n. Do not use the Reinforced Endotracheal tube or Endotrachel tube with check valve during MRI scan. (Note: Endotracheal tube with reinforced spring can produce displacement, artifact, heat generation, and magnetic torsion forces under MRI, which can be life-threatening in severe cases).
- o. Syringes, 3-way stopcocks or other lure tip devices should not be left inserted in the pressure indicator or check valve for extended periods of time for the resulting stress could crack the valve housing and allow the cuff to deflate.
- p. Do not use a laser near this airway as this may cause combustion and injury. (Note: Contact of the beam or electrode with the endotracheal tube, especially in the presence of oxygen-enriched or nitrous oxide containing mixtures could result in the rapid combustion of the tube with harmful thermal effects and with emission of corrosive and toxic combustion products including hydrochloric acid (HCl).)

PRE-USE CHECKS:

- a. Do not use this product unless these checks are completely qualified.
- b. Check the expiration date. Products exceeding expiration date, packaging damage, air leakage or packaging containing foreign matter are strictly prohibited to use.
- c. Before the use of the Endotracheal Tube (VPR Tube), test the suction tube to ensure that the suction cavity is unobstructed.

- d. When using cuffed products, try filling the cuff and the throat filled cuff (if any) prior to insert. It is strictly forbidden to use if there is air leakage.
- e. If the pre-use check failure, do not use but return to supplier for inspection.

DIRECTION FOR USE

These directions are general guidelines intended for use by qualified medical personnel. Any instructions, indications and contraindications given are not exhaustive and it is the clinician's responsibility to ensure the safe, correct use of this product.

Endotracheal tube (Standard Endotracheal Tube, Endotracheal Tube Oral Preformed, Endotracheal Tube Nasal Preformed, Endotracheal Tube Reinforced)

Standard Endotracheal Tube, Endotracheal Tube Reinforced can be used both in nasal intubation and oral intubation. Endotracheal Tube Oral Preformed is only for oral intubation; the Endotracheal Tube Nasal Preformed is only for nasal intubation.

- a) Tear off the small package of the endotracheal tube and take out the endotracheal tube.
- b) Try filling the cuff (if any) and observe whether there is leakage.
- c) Deflate the cuff (if any) fully to make the cuff is tightly flattened and close to the tube wall. Then insert the endotracheal tube from the oral cavity or nasal cavity (see the symbol of the tube) . Ask an assistant to help pull out the Stylet (if any).(Note: If necessary an appropriate amount of water-based lubricant can be applied to the outer side of the endotracheal tube . And the lubricant cannot block the lumen of tube, which can cause the decrease the volume of mechanical ventilation and, in severe cases, endanger the patient's life; during insertion, the user should avoid the cuff being broken by foreign bodies, the Endotracheal Tube with a broken cuff may result in tube dislocation and VAP.)
- d) Use a syringe to inflate the cuff through the check valve (if any) or the cuff pressure indicator (if any). When inflating the cuff which connected with a check valve (if any) with the minimum necessary filling volume. When inflating the cuff which is connected with a cuff pressure indicator (if any), keep the black line within the green safety zone.

Note: When using a syringe to inflate the cuff pressure indicator, put the syringe forward and rotate 90° to the right.

- e) Use chest X-ray to observe the exact insert position of the tube.
- f) Fully deflated the cuff prior to withdraw the tube.

Endotracheal tube(VPR Tube)

The VPR tube is only for oral intubation.

- a) Tear off the small package of the endotracheal tube and take out the endotracheal tube.
- b) Try filling the cuff (if any) and observe whether there is leakage.
- c) Deflate the cuff (if any) fully to make the cuff is tightly flattened and close to the tube wall. Then insert the endotracheal tube from the oral cavity or nasal cavity (see the symbol of the tube) . (Note: If necessary an appropriate amount of water-based lubricant can be applied to the outer side of the endotracheal tube . And the lubricant cannot block the lumen of tube, which can cause the decrease the volume of mechanical ventilation and, in severe cases, endanger the patient's life; during insertion, the user should avoid the cuff being broken by foreign bodies, the Endotracheal Tube with a broken cuff may result in tube dislocation and VAP.)Use a syringe to inflate the cuff through the check valve (if any) or the pressure indicator (if any).
- d) Use a syringe to inflate the cuff through the check valve (if any) or the cuff pressure indicator (if any). When inflating the cuff which connected with a check valve (if any) with the minimum necessary filling volume. When inflating the cuff which is connected with a cuff pressure indicator (if any), keep the black line within the green safety zone.

Note: When using a syringe to inflate the cuff pressure indicator, put the syringe forward and rotate 90° to the right.

- e) Use chest X-ray to observe the exact inserted position of the tube.
- g) Suck the secretions through the suction connector and fully deflated the cuff prior to withdraw the tube.

Endotracheal tube (PAT Tube Standard, PAT Tube Preformed South Facing Oral, PAT Tube Preformed North Facing Nasal, PAT Tube Reinforced)

PAT Tube Standard, PAT Tube Reinforced can be used both in nasal intubation and oral intubation. PAT Tube Preformed South Facing Oral is only for oral intubation; PAT Tube Preformed North Facing Nasal is only for nasal intubation.

- a) Tear off the small package of the endotracheal tube and take out the endotracheal tube.
- b) Try filling the cuff and throat filled cuff (if any) and observe whether there is leakage.
- c) Deflate the cuff (if any) fully to make the cuff is tightly flattened and close to the tube wall. Then insert the endotracheal tube from the oral cavity or nasal cavity (see the symbol of the tube) . (Note: If necessary an appropriate amount of water-based lubricant can be applied to the outer side of the endotracheal tube . And the lubricant cannot block the lumen of tube, which can cause the decrease

the volume of mechanical ventilation and, in severe cases, endanger the patient's life; during insertion, the user should avoid the cuff being broken by foreign bodies, the Endotracheal Tube with a broken cuff may result in tube dislocation and VAP.)Use a syringe to inflate the cuff through the check valve (if any) or the pressure indicator (if any).

- h) Use a syringe to inflate the cuff pressure indicator (if any). And then use a syringe to inflate the throat filled cuff. When inflating the cuff which is connected with a cuff pressure indicator (if any), keep the black line within the green safety zone.

Note: When using a syringe to inflate the pressure indicator, you need to put the syringe forward and rotate 90° to the right.

- d) Use chest X-ray to observe the exact insert position.
- i) Suck the secretions above the throat filled cuff, fully deflated the throat filled cuff and then deflate the cuff.

SHELF LIFE

5 years

DURATION

Less than 7 days

STORAGE CONDITIONS



















Store product inside containers or outer boxes in a clean, dry area.

Storage should be within a temperature range of 10–30°C.

Do not expose to direct sunlight or UV light.

Made in China

MEANING OF SYMBOLS ON PACKAGE

	Do not re-use		Manufacturer
	Use-by date		Date of manufacture
	Batch code		Authorized representative in the European Community
	Sterilized using ethylene oxide		Keep away from sunlight
	Do not use if package is damaged		Keep dry
	Consult instructions for use		Catalogue number
	Caution		Doesn't contain DEHP
	CE marking of conformity		Latex free
	This way up		Fragile, Handle with care



MR Safe



MR unsafe



MR Conditional



TIANJIN MEDIS MEDICAL DEVICE CO., LTD.

Add: No.15-A, Saida One Avenue, Xiqing Economic Development Area, 300385

Tianjin, P.R. China

Tel: +86-22-83963862

Fax: +86-22-83988486

www.medis-medical.com

Shanghai International Holding Corp. GmbH (Europe)

Add: Eiffestrasse 80, 20537 Hamburg ,Germany

Tel: +49-40-2513175

Fax:+49-40-255726



Revision: 10014202302R01